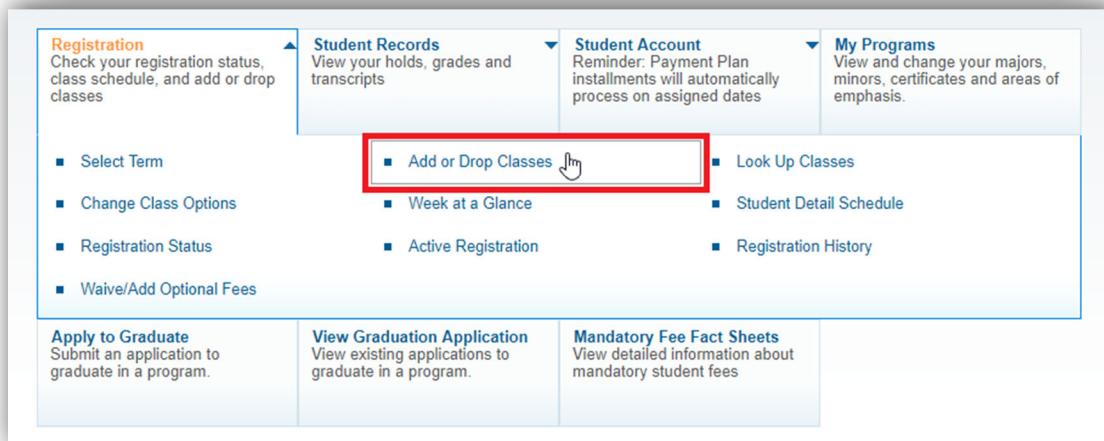
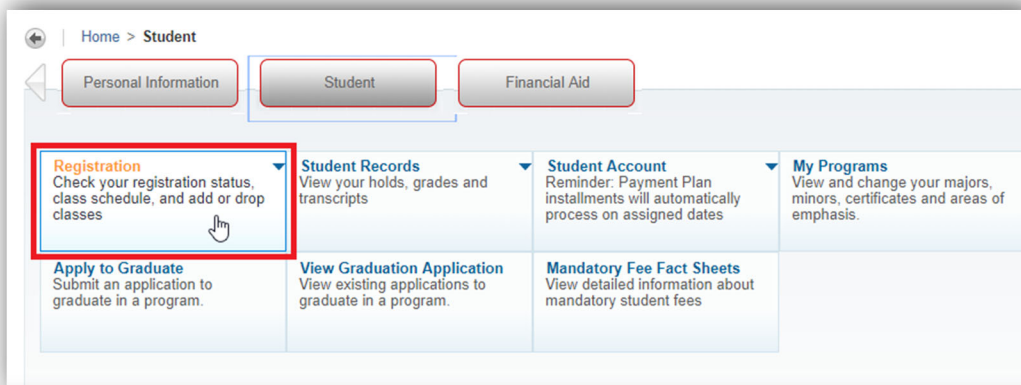
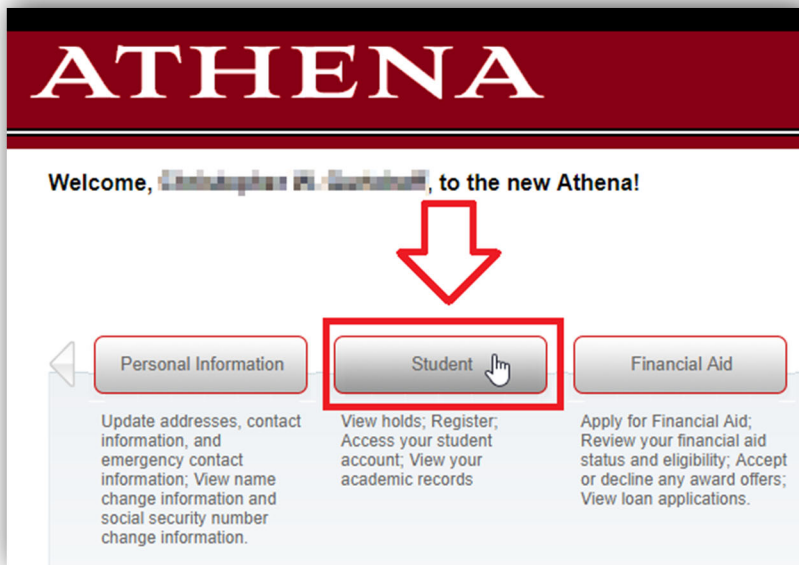


## Adjusting credit hours on a variable hour course

From the Athena main menu select the 'Student' tab, the 'Registration' menu, and the 'Add or Drop Classes' button.



Once you have selected a valid term, find the course you would like to adjust the hours for, and click on the hour value in the 'Cred' column. In the example below, we will be modifying TEST 4000 from 1 credit hour to 3 credit hours.

### Add or Drop Classes

Home > Student > Registration > Change Class Options > Add or Drop Classes

**Current Schedule**

Status	Action	CRN	Subj	Crse	Sec	Level	Cred	Grade Mode	Title
Web Registered on	None ▾	12345	TEST	4000	0	Undergraduate	1.000	Standard	Directed Independent Study

After the course has been selected, adjust the credit hours to your desired value and click 'Submit Changes'.

#### Directed Independent Study

Course: 12345 TEST 4000 0

**Credit Hours (1.000 to 6.000):**

Grade Mode: Standard

Course Level: Undergraduate

[Return to Previous](#)

Note that after clicking 'Submit Changes' you will immediately be returned to the same screen. Because of this, our office recommends that you navigate back to the main menu, then return to the 'Add or Drop Classes' page to confirm that your changes have been finalized in the Athena system.